


Ceiling unit
Novy Pureline Compact 120 cm
Stainless steel



EAN 5414425152766

Energy label

▪ Energy Efficiency class (EEIhood)	B
▪ Annual Energy Consumption (kWh/year) (AEChood)	67,4
▪ Fluid Dynamic Efficiency class (FDEhood)	B
▪ Lighting Efficiency class (LEhood)	C
▪ Grease Filtering Efficiency class (GFEhood)	D

Functions & features

▪ Motor	Integrated
▪ Sound absorber	Integrated
▪ Recirculation	Optional
▪ InTouch function	Standard
▪ Auto stop	▪
▪ Delayed switch off (minutes)	10/30
▪ Grease filter	6830020
▪ Number of grease filters	2
▪ Grease filter cleaning indication	▪
▪ Recirculation filter cleaning indication	▪
▪ Control method	Push buttons + Remote control
▪ Number of speeds	3 + power
▪ Automatic Power revert (minutes)	6

Dimensions

▪ Product dimensions (WxDxH) (mm)	1168 x 508 x 195
▪ Height incl. mounting clamps (without motorbox) (mm)	133
▪ Width flange (mm)	15
▪ Dimensions cut-out opening (WxD) (mm)	1145 x 485
▪ Advised mounting height induction hobs (Hmin-Hmax) (mm)	600 - 1600
▪ Advised mounting height gas hobs (Hmin-Hmax) (mm)	650 - 1600
▪ Advised mounting height ceramic hobs (Hmin-Hmax) (mm)	600 - 1600
▪ Diameter outlet (mm)	222x89
▪ Position exhaust	Right, Left, Front, Back

Lighting

▪ Functional lighting type	LED
▪ Functional light dimmable	▪
▪ Soft-ON/OFF	▪
▪ Number of functional lights	4
▪ Total energy consumption functional light (W)	12
▪ Color functional light (K)	2700/4000

Airflow and noise level

▪ Free airflow (m ³ /h)	750
------------------------------------	-----

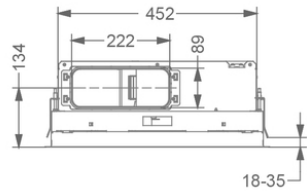
Airflow and noise level

- Airflow (m³/h) measured according to EN 61591
- Sound regulation according to DIN 45635-2
- Airflow duct out speed 1 (m³/h) / Max pressure duct out speed 1 (Pa) 240 / 40
- Airflow duct out speed 2 (m³/h) / Max pressure duct out speed 2 (Pa) 444 / 140
- Airflow duct out speed 3 (m³/h) / Max pressure duct out speed 3 (Pa) 582 / 265
- Airflow duct out max powerspeed (m³/h) (Qboost) / Max pressure duct out max powerspeed (Pa) 651 / 484
- Sound pressure duct out speed 1 (dB(A)) / Sound power duct out speed 1 (dB(A)) 27 / 38
- Sound pressure duct out speed 2 (dB(A)) / Sound power duct out speed 2 (dB(A)) 40 / 52
- Sound pressure duct out speed 3 (dB(A)) / Sound power duct out speed 3 (dB(A)) 47 / 59
- Sound pressure duct out at max powerspeed (dB(A)) / Sound power duct out at max powerspeed (dB(A)) (LWAboost) 51 / 63

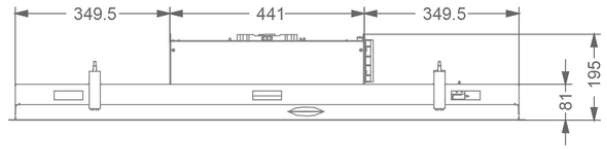
Technical specifications

- | | |
|---|---------|
| ▪ Maximum power (W) | 171 |
| ▪ Voltage appliance (V) | 220-240 |
| ▪ Frequency (Hz) | 50-60 |
| ▪ Power consumption in stand-by-mode (Ps) (W) | 0.25 |
| ▪ Net weight (kg) | 24 |
| ▪ Length power supply cable (m) | 1,2 |

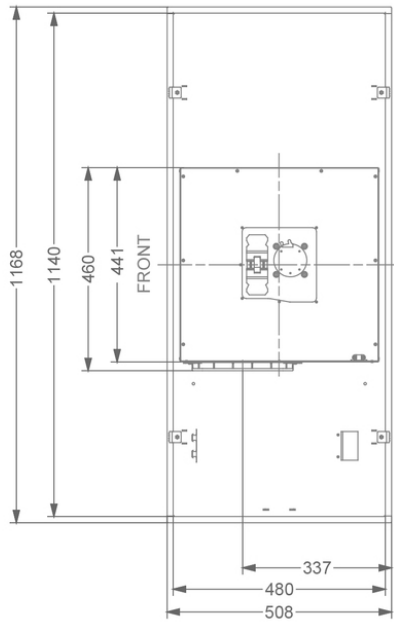
1



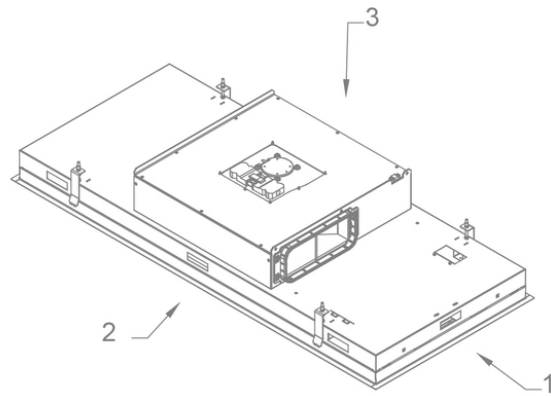
2



3



4



Accessories**Recirculation box**


841400

Exhaust box with monoblock filter




842400

Exhaust box with monoblock filter



843400

Exhaust box with monoblock filter



7931400

Exhaust box with monoblock filter



7932400

Exhaust box with monoblock filter



7933400

Recirculation box with monoblock filter

Control kit

990030

Kit connection with external cover and/or lighting

